



How to download manual

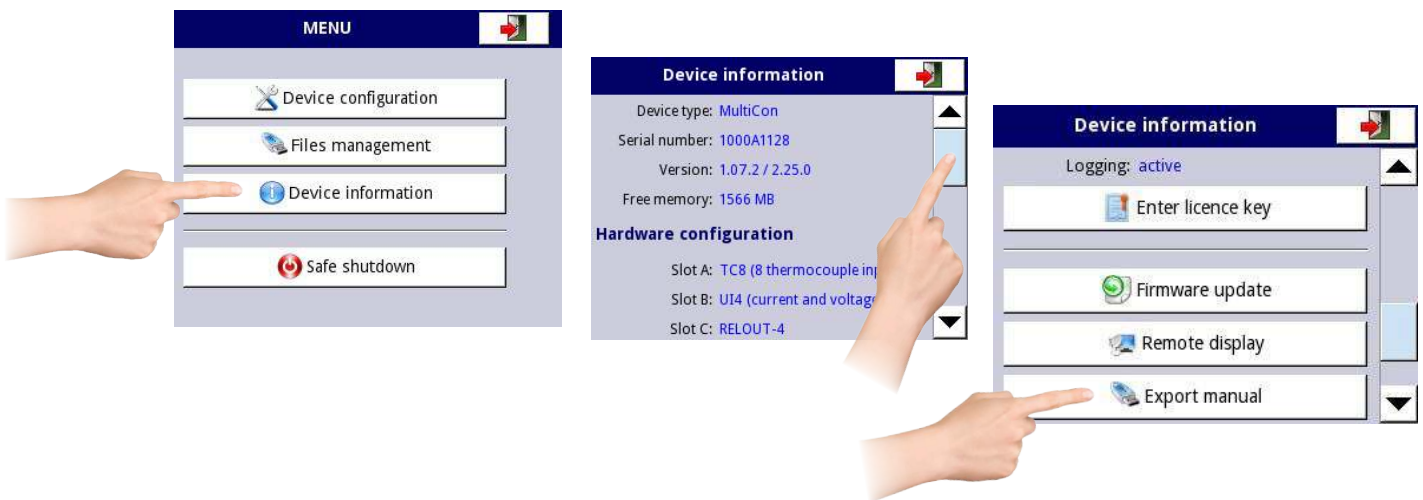
The user has two ways to download manual directly from the device:

1) Using the USB flash drive

Connect **flash drive** to the device.



Enter **Menu** and **Device information** submenu, then move down the scroll bar, find and press **Export manual** button.



If there is the user manual available in language which is chosen in the device, export will begin. If it isn't available, the device will display information about it.

2) Download the manual using a web browser


Using device's IP address, enter its page by writing address as follows:

http://IP_address/choose_manual.html, for example: http://192.168.1.176/choose_manual.html.

Press **Proceed** button and choose manual's language that should be downloaded and press **Download** button. If selected manual doesn't exist on the device, web browser will display page with following communique:

*„404 Not Found
The resource requested could
not be found on this server”*

User can also download latest manual from the manufacturer's home page: www.multicon24.eu





How to add manual

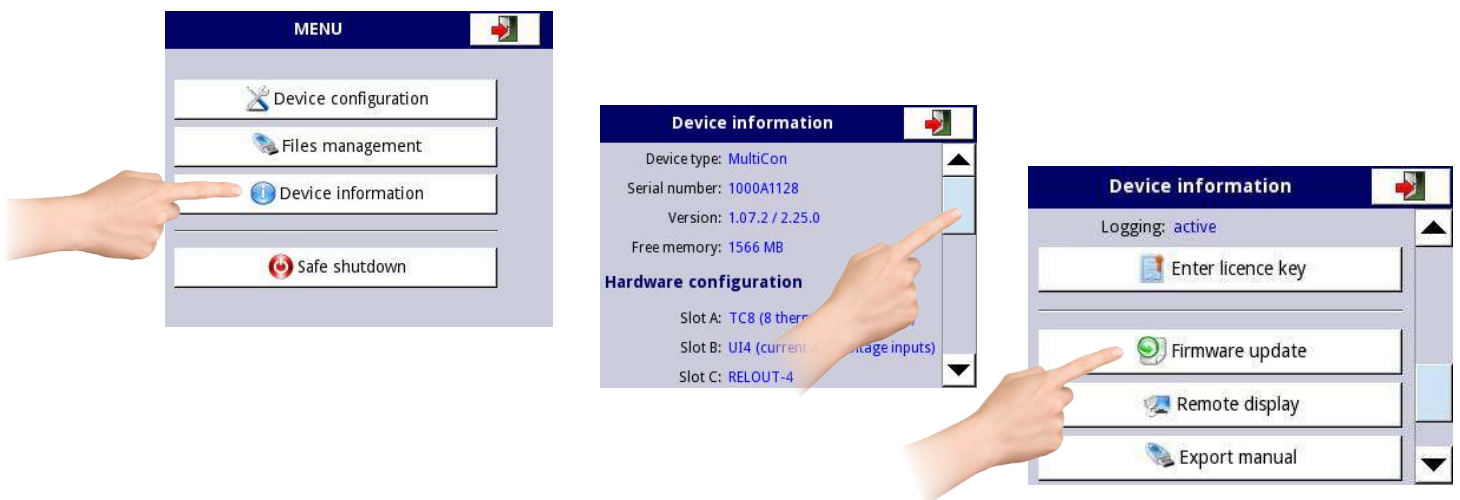
A user manual can be added to the MultiCon device using the USB **flash drive** during firmware upgrade.

Any file on flash drive's main directory named **manual_xx.pdf** (max 15 MB size), where **xx** is the two letter language code (e.g. **en** for english, **pl** for polish), will be copied to device during firmware upgrade and then be available to download.

Connect **flash drive** to the device.



Enter **Menu** and **Device information** submenu, then move down the scroll bar and start the update process by pressing the **Firmware update** button.



On the device can be only two user manuals at once, one english and one non-english. If, during firmware upgrade, flash drive contains **manual_en.pdf** it will be overwritten on device. If other language user manuals found, current non-english user manual will be deleted from device and first (in lexical order) non-english user manual will be copied to the device.

Some devices have english and polish user manuals preloaded at manufacture time. Those manuals can be overwritten like any other user manual.

Note on the update:

- do not power off the device or remove the flash drive from the USB port during the update,
- the update process must go continuously to the end, the user will be informed of the progress throughout the update cycle; The user can not start an unfinished update again because this may damage the device,
- there can not be more than one update file on a flash drive,
- update files must reside in the main folder (root of the drive),
- the update process may take about 5 minutes, depend on the version of the device.

